

STEP 1 FITTING WORKSHEET

Personal Interview

Customer Name: _____ Phone: _____ Email: _____
Address _____ City _____ State _____ Zip _____ Date ____/____/____

STATISTICS

1. Height ___ft. ___in.
2. Weight _____lbs. (optional)
3. Age _____yrs. (optional)
4. Male Female
5. Right-Hand Left-Hand
6. Number of years playing golf _____yrs.
7. Current Handicap _____
8. Handicap is going up Handicap is going down
9. What is your average score _____
10. Scores previous 12 months: Highest _____ Lowest _____
11. Average number rounds per month during season _____
12. Have you ever taken lessons? Yes No _____ When _____
13. Do you hit practice balls before playing? Regularly Never Sometimes
14. Do you hit practice putts before playing? Regularly Never Sometimes
15. Do you ever hit practice balls just to practice? Regularly Never Sometimes
16. Do you ever practice putting just to practice? Regularly Never Sometimes

PHYSICAL LIMITATIONS

17. Do you have any physical pain when you swing? Yes No
If yes, explain _____
Is it: Permanent Temporary Recurring
18. Do you have any other physical limitations that affect your swing? Yes No
If yes, explain _____

PLAYING CHARACTERISTICS

19. When you hit a poor drive, do you have a specific tendency to: (Answer all that apply)
 Top it Push it right Sky it Slice it right Hit it very low Pull it left
 Straight but unsolid hit Very inconsistent Hook it left Don't know
20. What is your confidence level with your driver?
 Very confident Some confidence No confidence
21. How does the weight of your driver feel to you?
 Too heavy Weight OK Too light Don't know
22. What is your confidence level with fairway metals?
 Very confident Some confidence No confidence
23. If you have hybrid clubs, what is your confidence level with hybrids?
 Very confident Some confidence No confidence
24. When you hit a poor iron shot, do you have a specific tendency to: (Answer all that apply)
 Top it Push it right Sky it Slice it right Hit it very low Pull it left
 Straight but unsolid hit Very inconsistent Hook it left Don't know
25. When hitting a long or mid iron approach shot to the green is your tendency more often than not to: Hit the green On line but short of the green On line but over the green
 Left of the green Right of the green Be very inconsistent Don't know
26. When hitting a short iron (#8, #9 or any wedge) approach shot to the green is your tendency more often than not to: Hit the green On line but short of the green
 On line but over the green Left of the green Right of the green
 Be very inconsistent Don't know

27. What is the longest iron you hit with confidence:
 #2 iron #3 iron #4 iron #5 iron #6 iron Don't know
28. How does the weight of your irons feel to you?
 Too heavy Weight OK Too light Don't know
29. How well can you get out of a bunker around the green?
 No problem with sand play Out and on the green 95% of the time
 Usually out and on the green Usually stay in bunker
 Very inconsistent Don't know
30. What is your confidence level regarding bunker play?
 Very confident Some confidence Have confidence
31. Do you have one or more favorite clubs that you have complete confidence in? Yes No
Please list 1. _____ 2. _____ 3. _____

GOALS, WANTS & PREFERENCES

32. My immediate goal in golf is:
 I'll spend a lot of time and energy to improve as rapidly as possible
 I'll spend a reasonable amount of time and effort to improve
 I can spend very little time but want to improve my game
 I just want to find out if my equipment is right for me
33. My future goal regarding my handicap is to be:
 A scratch handicap (72) A low handicap 1-8 (73-82)
 A middle handicap 9-15 (83-89) An average golfer 16-22 (90-98) Don't know
34. From your own point of view, check off any personal wants that apply: (Answer all that apply)
I want to hit the ball: Higher Lower
I want to stop: Slicing the ball Pushing the ball Hooking the ball Pulling the ball
I want to hit the ball: Straighter Longer
 I want to: Drive the ball with more consistency
 I want to: Hit my fairway metals more consistently
 I want to: Hit my short irons with more accuracy
 I want to: Putt better
 I want to: Get the ball up & down around greens
 I want to: Be a better bunker player
Any other wants, explain _____
35. Do you have a preference in the type of driver you play?
 Titanium Ti/Composite No preference
36. Do you have a preference in the size of driver you play?
 400cc 440cc 460cc (max. allowable)
37. Do you have a preference in the type of fairway metals or hybrids you play?
 Titanium Stainless Steel Multi-material (ex: SS/Ti or SS/Comp)
38. Do you have a preference in the type of irons you play?
 Blade style, more traditional
 Cavity back style - some game improvement features
 Cavity back style - all game improvement features

STEP 3 HITTING RESULTS EVALUATION

It is best to start by using the player's present golf clubs; then after the initial evaluation, sample or test golf clubs may be hit and compared.

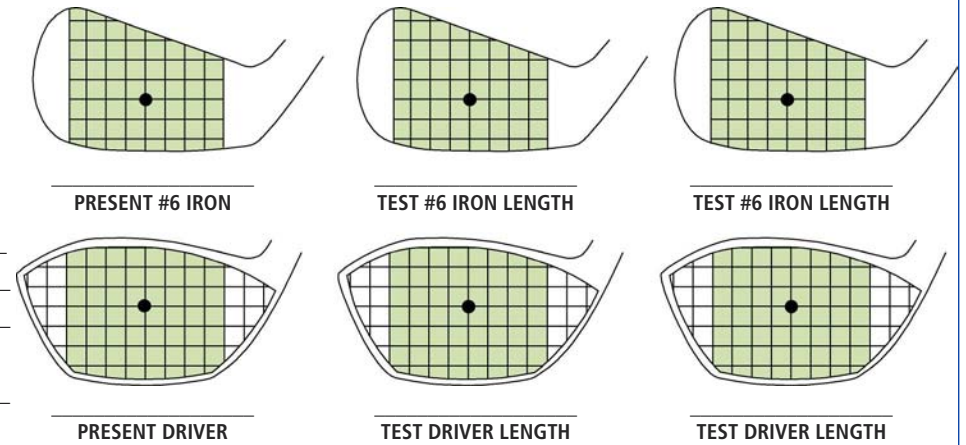
1 FITTING CLUB LENGTH Determining face impact location

Procedure: Use impact transfer decals on face of Driver and #6 Iron, 10 hits recommended. Place X's on drawings in proper grid indicating location of each hit. Also, you can simply stick actual impact decals in this section for reference.

Start with present #6 Iron and Driver. Optional grid drawings are for any optional test clubs.

Comments _____

Recommended Club Lengths: Driver _____ #6 Iron _____

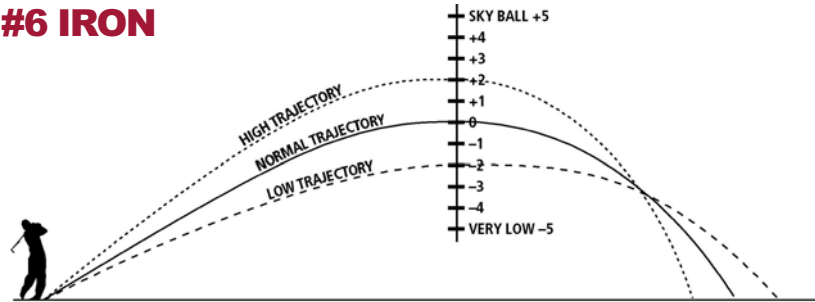


2 SHAFT TRAJECTORY CHECK Outdoors In Simulator Launch Monitor

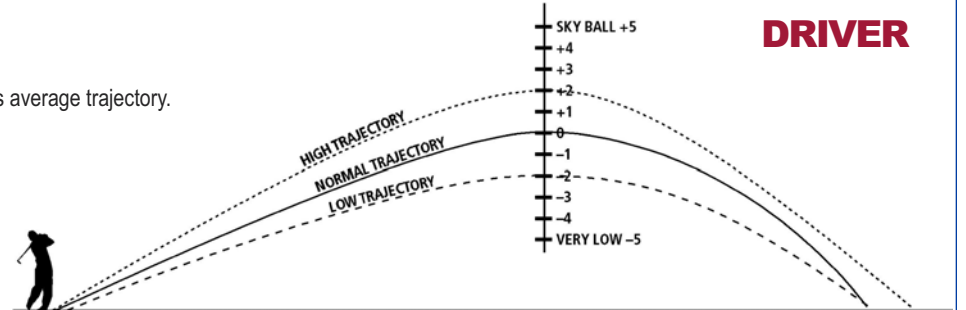
Procedure: Visually estimate trajectory relative to normal and mark down number which best indicates average trajectory.

Start with present #6 Iron and Driver. Optional data blocks are for test club comparisons.

#6 IRON



CLUB DESCRIPTION	PRESENT #6 IRON	TRAJECTORY
_____	TEST #6 IRON	_____
_____	TEST #6 IRON	_____
_____	TEST #6 IRON	_____
_____	TEST #6 IRON	_____



CLUB DESCRIPTION	PRESENT DRIVER	TRAJECTORY
_____	TEST DRIVER	_____
_____	TEST DRIVER	_____
_____	TEST DRIVER	_____
_____	TEST DRIVER	_____

Comments _____

3 SHAFT FLEX TEST

FLEX CHART	X	S	R	A	L	LL
#6 Iron Carry Distance	166+	156-166	146-155	136-145	126-135	UP TO 126
Driver Head Speed	106+ MPH	94-105 MPH	82-93 MPH	70-81 MPH	58-69 MPH	LESS THAN 58 MPH

Driver Carry Distance

#6 Iron Carry Distance

Driver Clubhead Speed

#6 Iron Speed

_____ Present Driver

_____ Present #6 Iron

_____ Present Driver

_____ Present #6 Iron

_____ Test Driver

_____ Test #6 Iron

_____ Test Driver

_____ Test #6 Iron

_____ Test Driver

_____ Test #6 Iron

_____ Test Driver

_____ Test #6 Iron

HITTING RESULTS EVALUATION (cont.)

4 DIRECTIONAL CONTROL Flight Pattern Check

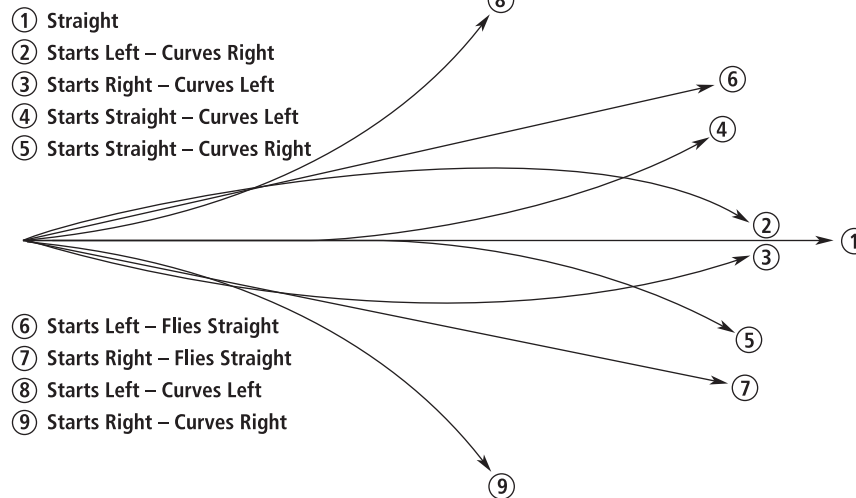
Procedure: Hit each of the categories of clubs listed below and circle the appropriate number next to it to best indicate the ball's flight. Use X's to indicate test clubs. (Note: A driver and #6 iron only are used by many clubfitters.)

Hit the present clubs first and then any test clubs.

Comments _____

Category	Flight Pattern								
Driver	1	2	3	4	5	6	7	8	9
Fairway Metals	1	2	3	4	5	6	7	8	9
Hybrids	1	2	3	4	5	6	7	8	9
Long Irons	1	2	3	4	5	6	7	8	9
Mid Irons	1	2	3	4	5	6	7	8	9
Short Irons	1	2	3	4	5	6	7	8	9

FLIGHT PATTERN KEY



- ① Straight
- ② Starts Left – Curves Right
- ③ Starts Right – Curves Left
- ④ Starts Straight – Curves Left
- ⑤ Starts Straight – Curves Right
- ⑥ Starts Left – Flies Straight
- ⑦ Starts Right – Flies Straight
- ⑧ Starts Left – Curves Left
- ⑨ Starts Right – Curves Right

8 GRIP SIZE FITTING

Procedure: Use the various grip size samples beginning with standard size. Check grip size at two middle fingers and palm.

Grip Size
Men's _____ Ladies' _____
Comments _____

9 LESSONS RECOMMENDATION

The hitting results have indicated that to maximize this fitting evaluation golf lessons are recommended in the following areas: (example. – Grip, Setup & Posture, Swing or Iron Play, Putting, etc.)

_____ Yes _____ No
Comments _____

10 NOTES OR CONCLUSIONS ON HITTING EVALUATION

11 PUTTER CHECK ON PUTTING GREEN OR ARTIFICIAL SURFACE

Procedure: Check for proper length, lie, loft and head weight.

Comments _____

5 DYNAMIC LIE ANGLE Test

Procedure: Use plywood or lie angle impact board and place a lie label or lie tape on sole as shown. Note: Always measure to the center of the mark after each hit. Write the actual club number hit on the drawing above the appropriate arrow.

Testing a long, middle and short iron is recommended, such as a #3, #6, #9 iron or a #4, #6 & PW. If desired, all irons can be tested. Also, this procedure works well on fairway metals. A driver is difficult to test and is not recommended.

Comments _____

IRONS – Proper Fit Lie Angles

2	3	4	5	6	7	8	9
---	---	---	---	---	---	---	---

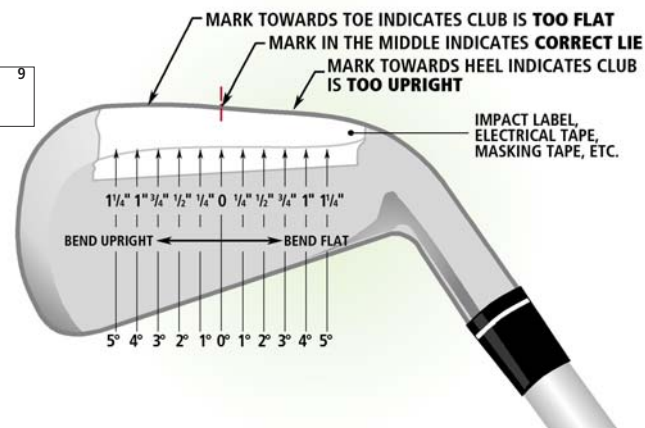
PW	GW	SW	LW
----	----	----	----

HYBRIDS – Proper Fit Lie Angles

H2	H3	H4	H5	H6	H7
----	----	----	----	----	----

FAIRWAYS – Proper Fit Lie Angles

3	4	5	7	9	11
---	---	---	---	---	----



6 SET MAKE-UP

Procedure: Rate clubs on a scale of 1-10 as shown. Circle appropriate number of player's present clubs. Use X's for any test clubs.

	Poor		Average				Excellent			
Driver	1	2	3	4	5	6	7	8	9	10
Fairway Metals (3-7)	1	2	3	4	5	6	7	8	9	10
Hybrids (H2,H3,H4,H5,H6,H7)	1	2	3	4	5	6	7	8	9	10
Long Irons (2,3,4,5)	1	2	3	4	5	6	7	8	9	10
Mid Irons (6,7)	1	2	3	4	5	6	7	8	9	10
Short Irons (8-9)	1	2	3	4	5	6	7	8	9	10
Wedges (PW,GW,SW,LW)	1	2	3	4	5	6	7	8	9	10

7 WEDGE DISTANCE & GAP CHECK

Procedure: In the space provided, record the actual distance of the #9 iron and all wedges. Analyze the incremental distances (gaps) to determine fitting recommendations.

Club	Loft	Distance	Diff.
#9 Iron	_____	_____	_____
PW	_____	_____	_____
GW	_____	_____	_____
SW	_____	_____	_____
LW	_____	_____	_____
High Loft	_____	_____	_____

Comments _____

STEP 4 FITTING RECOMMENDATIONS

Customer Name _____ Filled Out By _____ Date _____

1 CLUB HEAD DESIGN

Model or Brand – Irons _____ Club Type: Men's RH Men's LH Ladies' RH Ladies' LH
 Model or Brand – Metals _____ Clubhead Design Notes: _____
 Model or Brand – Wedges _____ Recommended Playability Category: Game Improvement Super Game Improvement Ultra Game Improvement
 Other _____

2 LOFT			3 LIE		4 CLUB LENGTH		5 FACE ANGLE – METALS		6 SWINGWEIGHT & TOTAL WEIGHT	
Metals	Hybrids	Irons	Hybrids	Irons	Metals	Irons	<input type="checkbox"/> Open (2° Slice)	SW Woods _____	specify	
Driver _____	_____	<input type="checkbox"/> Std.	<input type="checkbox"/> Mfg. Std.	2 _____ 3 _____ 4 _____ 5 _____	Driver _____	#6 Iron _____	<input type="checkbox"/> Slightly Open (1° Slice)	SW Irons _____	specify	
3 _____	_____	<input type="checkbox"/> 1° Strong	<input type="checkbox"/> 1° Upright	6 _____ 7 _____ 8 _____ 9 _____	3 Fairway _____	Notes _____	<input type="checkbox"/> Square (0°)	Notes on Total Weight _____	_____	
5 _____	_____	<input type="checkbox"/> 1° Weak	<input type="checkbox"/> 1° Flat	P _____ G _____ S _____ L _____	Hybrids H _____	_____	<input type="checkbox"/> Slightly Closed (1° Hook)	Notes on Frequency _____	_____	
7 _____	_____	<input type="checkbox"/> Other _____	<input type="checkbox"/> Other _____		H _____	_____	<input type="checkbox"/> Closed (2° Hook)	_____		
					H _____	_____	<input type="checkbox"/> Other	_____		
					H _____	_____	Notes _____	_____		

7 GRIP SIZE	8 GRIP MATERIAL & MODEL	9 SHAFT FLEX	10 SHAFT MATERIAL & PATTERN		11 SET MAKE-UP																																																																																																																							
<input type="checkbox"/> 1/16" Oversize <input type="checkbox"/> 1/64" Oversize <input type="checkbox"/> 1/32" Oversize <input type="checkbox"/> 1/64" Oversize <input type="checkbox"/> Standard <input type="checkbox"/> 1/64" Undersize <input type="checkbox"/> Special Arthritic Other _____	<input type="checkbox"/> Rubber <input type="checkbox"/> Half Cord <input type="checkbox"/> Full Cord <input type="checkbox"/> Synthetic Mfg. _____ Model _____ Color _____ Notes _____	<input type="checkbox"/> LL-Ladies' Soft <input type="checkbox"/> L-Ladies' <input type="checkbox"/> A-Flexible <input type="checkbox"/> R-Regular <input type="checkbox"/> S-Stiff <input type="checkbox"/> X-Extra Stiff <input type="checkbox"/> Other _____ <input type="checkbox"/> Extra Tipping Amount	Steel <input type="checkbox"/> Std. Weight <input type="checkbox"/> Lightweight <input type="checkbox"/> Very Lightweight <input type="checkbox"/> Other _____ Notes _____	Graphite <input type="checkbox"/> Std. Weight <input type="checkbox"/> Lightweight <input type="checkbox"/> Very Lightweight	<table border="0"> <tr> <td>Metals</td> <td>1</td> <td>3</td> <td>4</td> <td>5</td> <td>7</td> <td>9</td> <td>11</td> <td colspan="5"></td> </tr> <tr> <td></td> <td><input type="checkbox"/></td> <td><input type="checkbox"/></td> <td><input type="checkbox"/></td> <td><input type="checkbox"/></td> <td><input type="checkbox"/></td> <td><input type="checkbox"/></td> <td><input type="checkbox"/></td> <td colspan="5"></td> </tr> <tr> <td>Hybrids</td> <td>H1</td> <td>H2</td> <td>H3</td> <td>H4</td> <td>H5</td> <td>H6</td> <td>H7</td> <td colspan="5"></td> </tr> <tr> <td></td> <td><input type="checkbox"/></td> <td><input type="checkbox"/></td> <td><input type="checkbox"/></td> <td><input type="checkbox"/></td> <td><input type="checkbox"/></td> <td><input type="checkbox"/></td> <td><input type="checkbox"/></td> <td colspan="5"></td> </tr> <tr> <td>Irons</td> <td>2</td> <td>3</td> <td>4</td> <td>5</td> <td>6</td> <td>7</td> <td>8</td> <td>9</td> <td>PW</td> <td>GW</td> <td>SW</td> <td>LW</td> <td colspan="2"></td> </tr> <tr> <td></td> <td><input type="checkbox"/></td> <td><input type="checkbox"/></td> <td><input type="checkbox"/></td> <td><input type="checkbox"/></td> <td><input type="checkbox"/></td> <td><input type="checkbox"/></td> <td><input type="checkbox"/></td> <td><input type="checkbox"/></td> <td><input type="checkbox"/></td> <td><input type="checkbox"/></td> <td><input type="checkbox"/></td> <td><input type="checkbox"/></td> <td colspan="2"></td> </tr> <tr> <td>Men's</td> <td><input type="checkbox"/> RH</td> <td><input type="checkbox"/> LH</td> <td colspan="4">Ladies</td> <td><input type="checkbox"/> RH</td> <td><input type="checkbox"/> LH</td> <td colspan="5"></td> </tr> <tr> <td>Notes</td> <td colspan="11">_____</td> </tr> </table>												Metals	1	3	4	5	7	9	11							<input type="checkbox"/>	<input type="checkbox"/>	<input type="checkbox"/>	<input type="checkbox"/>	<input type="checkbox"/>	<input type="checkbox"/>	<input type="checkbox"/>						Hybrids	H1	H2	H3	H4	H5	H6	H7							<input type="checkbox"/>	<input type="checkbox"/>	<input type="checkbox"/>	<input type="checkbox"/>	<input type="checkbox"/>	<input type="checkbox"/>	<input type="checkbox"/>						Irons	2	3	4	5	6	7	8	9	PW	GW	SW	LW				<input type="checkbox"/>	<input type="checkbox"/>	<input type="checkbox"/>	<input type="checkbox"/>	<input type="checkbox"/>	<input type="checkbox"/>	<input type="checkbox"/>	<input type="checkbox"/>	<input type="checkbox"/>	<input type="checkbox"/>	<input type="checkbox"/>	<input type="checkbox"/>			Men's	<input type="checkbox"/> RH	<input type="checkbox"/> LH	Ladies				<input type="checkbox"/> RH	<input type="checkbox"/> LH						Notes	_____										
Metals	1	3	4	5	7	9	11																																																																																																																					
	<input type="checkbox"/>	<input type="checkbox"/>	<input type="checkbox"/>	<input type="checkbox"/>	<input type="checkbox"/>	<input type="checkbox"/>	<input type="checkbox"/>																																																																																																																					
Hybrids	H1	H2	H3	H4	H5	H6	H7																																																																																																																					
	<input type="checkbox"/>	<input type="checkbox"/>	<input type="checkbox"/>	<input type="checkbox"/>	<input type="checkbox"/>	<input type="checkbox"/>	<input type="checkbox"/>																																																																																																																					
Irons	2	3	4	5	6	7	8	9	PW	GW	SW	LW																																																																																																																
	<input type="checkbox"/>	<input type="checkbox"/>	<input type="checkbox"/>	<input type="checkbox"/>	<input type="checkbox"/>	<input type="checkbox"/>	<input type="checkbox"/>	<input type="checkbox"/>	<input type="checkbox"/>	<input type="checkbox"/>	<input type="checkbox"/>	<input type="checkbox"/>																																																																																																																
Men's	<input type="checkbox"/> RH	<input type="checkbox"/> LH	Ladies				<input type="checkbox"/> RH	<input type="checkbox"/> LH																																																																																																																				
Notes	_____																																																																																																																											

ADDITIONAL COMMENTS & RECOMMENDATIONS – FITTING OR SWING

PUTTER RECOMMENDATION

PUTTER RECOMMENDATION	1 CLUB HEAD DESIGN	2 LENGTH		3 LIE		4 LOFT	5 SWINGWEIGHT OR HEAD WEIGHT		6 GRIP MODEL & TYPE
Additional Info. _____	Model, Brand or Type _____	<input type="checkbox"/> 31" <input type="checkbox"/> 32"	<input type="checkbox"/> Flat 2° <input type="checkbox"/> Flat 1°	<input type="checkbox"/> Strong 1°	Swingweight _____	_____		<input type="checkbox"/> Rubber	
_____	_____	<input type="checkbox"/> 33" <input type="checkbox"/> 34"	<input type="checkbox"/> Standard	<input type="checkbox"/> Standard	Head Weight _____	_____		<input type="checkbox"/> Synthetic	
_____	_____	<input type="checkbox"/> 35" <input type="checkbox"/> 36"	<input type="checkbox"/> Upright 1° <input type="checkbox"/> Upright 2°	<input type="checkbox"/> Weak 1°	Comments _____	_____		Mfg. _____	
_____	_____	<input type="checkbox"/> Other _____	<input type="checkbox"/> Other _____	<input type="checkbox"/> Other _____	_____		Model _____		